

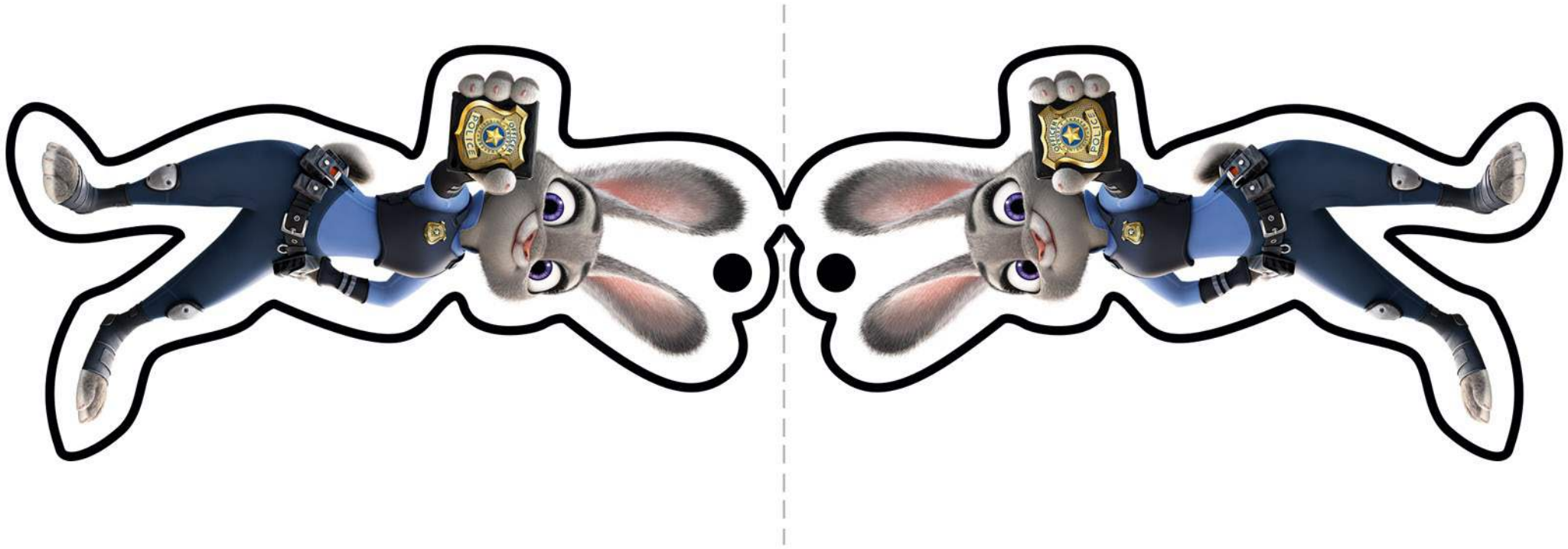
Disney
ZOOPIA
IN THEATERS MARCH 4
© Disney

CHARACTER ORNAMENTS



DIRECTIONS:

Cut along the edge of the solid black line. Fold in half along the dotted line. Glue the opposite ends together. Punch a hole through the circle. Tie a string through the top to hang.



JUDY HOPPS

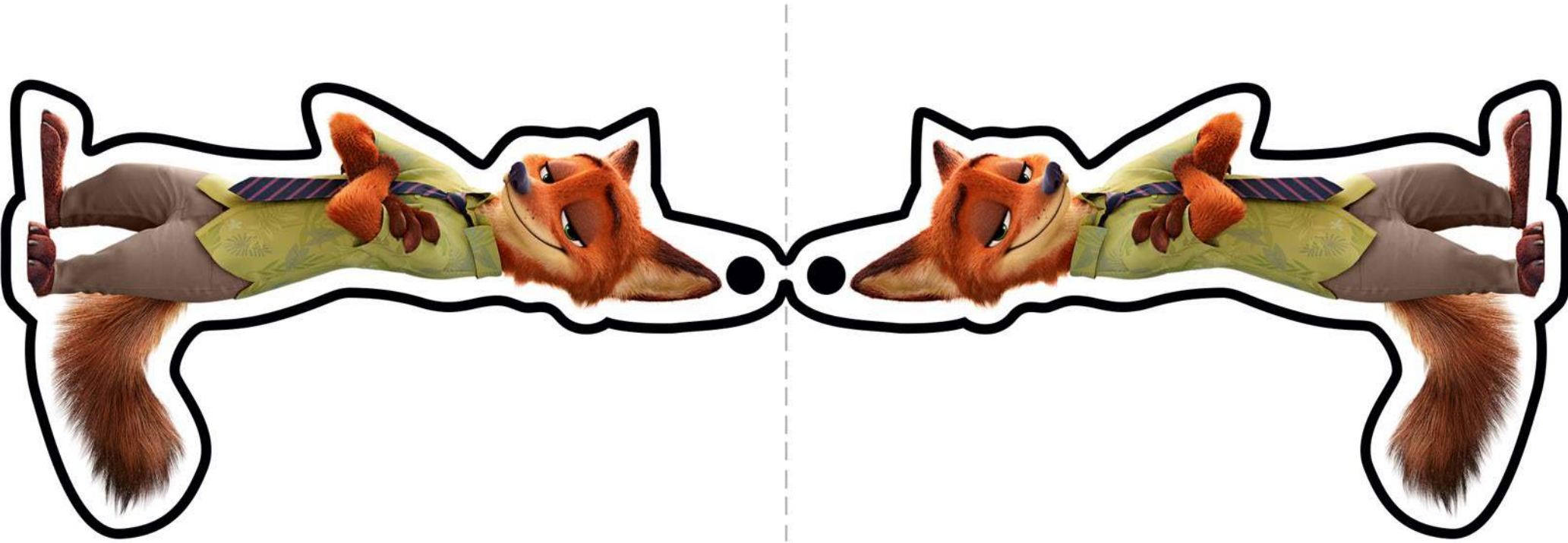
Disney
ZOOPIA
IN THEATERS MARCH 4
© Disney

CHARACTER ORNAMENTS



DIRECTIONS:

Cut along the edge of the solid black line. Fold in half along the dotted line. Glue the opposite ends together. Punch a hole through the circle. Tie a string through the top to hang.



NICK WILDE

Disney
ZOOtopia

IN THEATERS MARCH 4


© Disney

CHARACTER ORNAMENTS



DIRECTIONS:

Cut along the edge of the solid black line. Fold in half along the dotted line. Glue the opposite ends together. Punch a hole through the circle. Tie a string through the top to hang.




Disney
ZOOPIA
IN THEATERS MARCH 4
© Disney

CHARACTER ORNAMENTS



DIRECTIONS:

Cut along the edge of the solid black line. Fold in half along the dotted line. Glue the opposite ends together. Punch a hole through the circle. Tie a string through the top to hang.



NICK & JUDY